



Prä-analytische Qualitätskontrolle in Blutplasma Proben in Biobanken mittels Metabolomics Technologie

Berlin, 12. Dezember 2013
2. Nationales Biobanken Symposium

Beate Kamlage, metanomics GmbH
Oliver Schmitz, metanomics GmbH
Philipp Schatz, Metanomics Health GmbH

Metanomics Health GmbH, Berlin
a BASF Group Company

Metanomics Health – a BASF Group Company

The Impact of the Pre-Analytical Phase on Sample Quality²

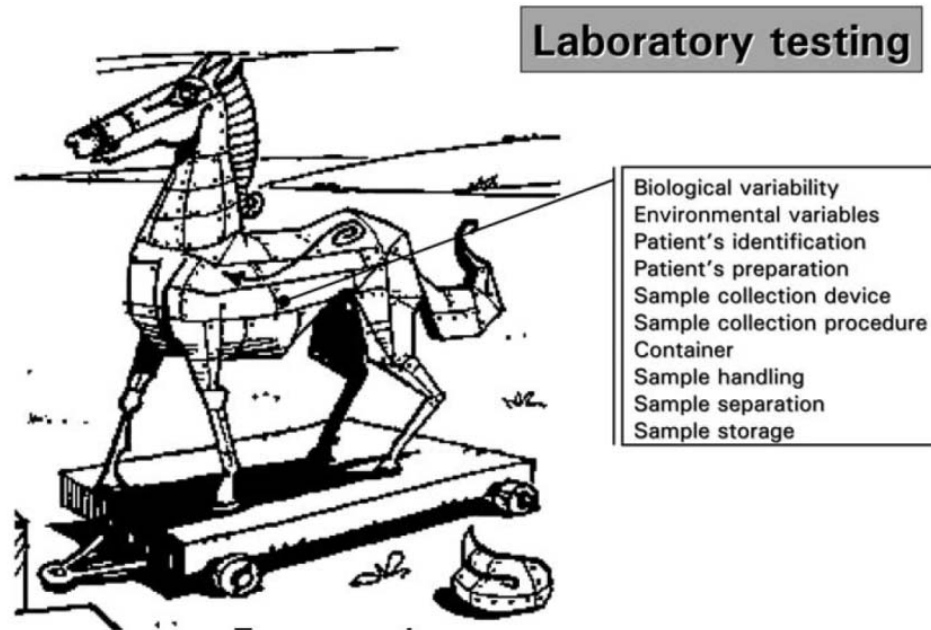


Figure 1 Preanalytical variables and laboratory testing.

Clin Chem Lab Med 2006;44(4):358-365 © 2006 by Walter de Gruyter • Berlin • New York. DOI 10.1515/CCLM.2006.073

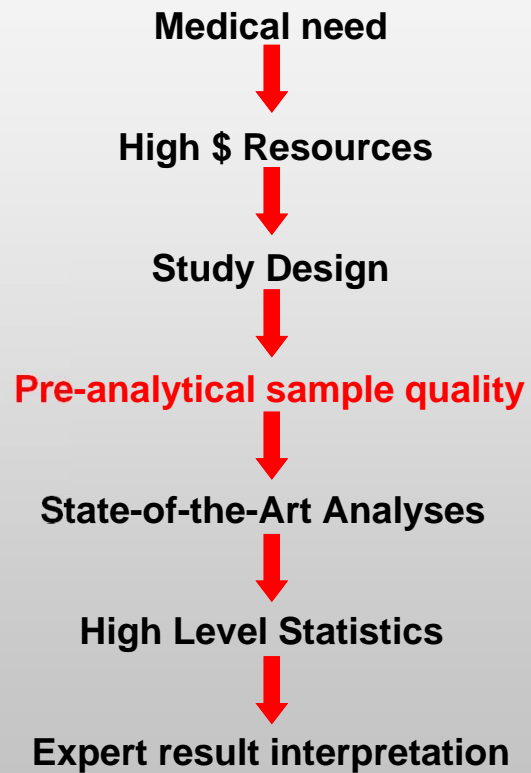
Review

Preanalytical variability: the dark side of the moon in laboratory testing

Giuseppe Lippi^{1,*}, Gian Cesare Guidi¹, Camilla Mattiuzzi² and Mario Plebani³ The medical error

-Analytics the Weakest Part of Your Research Pipeline?

Clinical trial



Relevance of Human Blood Sample Quality for Clinical Biomarker Research

Blood is easily accessible, collection is inexpensive and minimally invasive

- Ideal for clinical assays

Blood biomarkers are standard for diagnosis, prediction and monitoring of many diseases (including cancer)

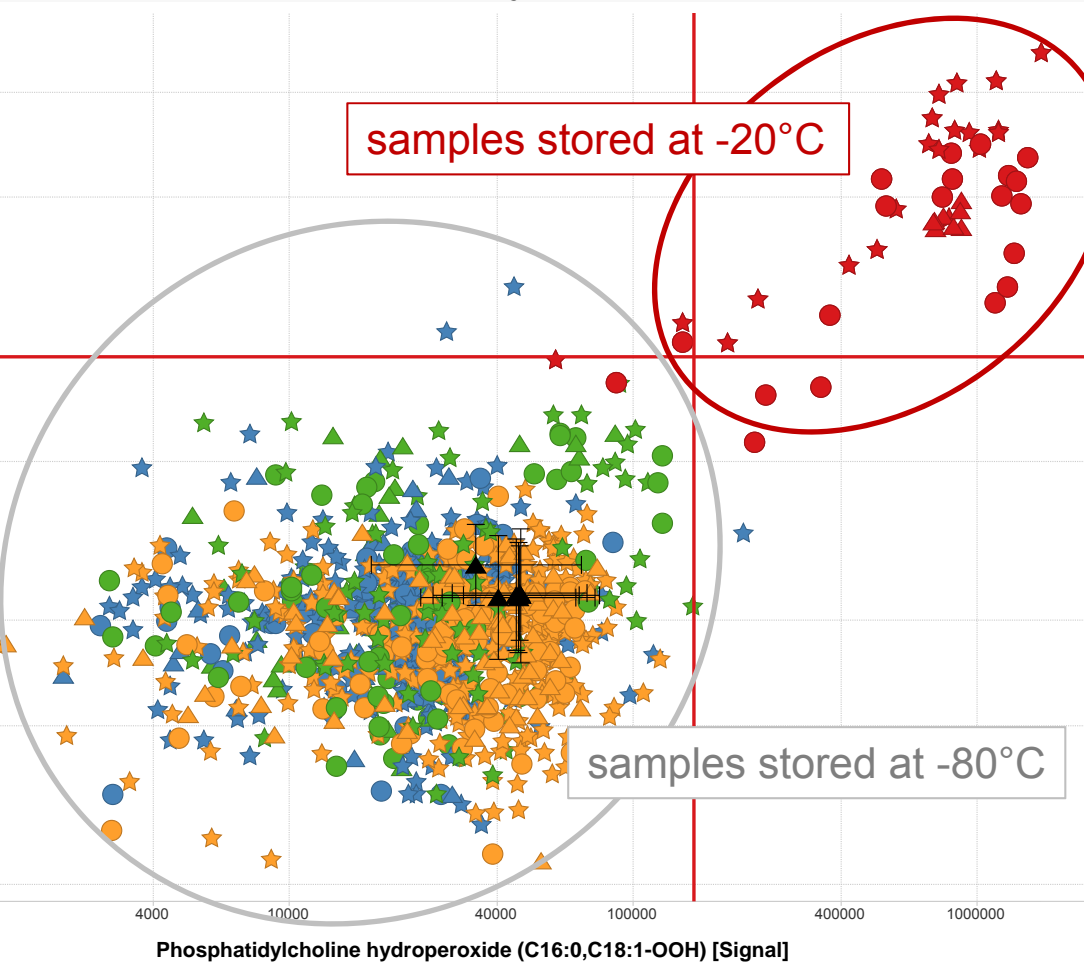
Results of targeted and -omics experimental approaches are influenced by pre-analytical variations

“The success of any biomarker study will depend in large part on the quality of the biospecimen analyzed”

Quilar-Mahecha et al. 2012, PLoS ONE 7, 1-10

Example of a Quality Issue: Lipid Peroxidation

marker identification study (human plasma samples from an academic partner)



- Metabolite profiling of >1200 human plasma samples
- Batch 1 of samples presented lipo-hydroperoxides above the estimated thresholds
- Oxidation most likely due to inadequate storage temperature of -20°C

Color by
Sample Batch

- Sample batch 1
- Sample batch 2
- Sample batch 3
- Sample batch 4
- SOP conform plasma, Median \pm SD

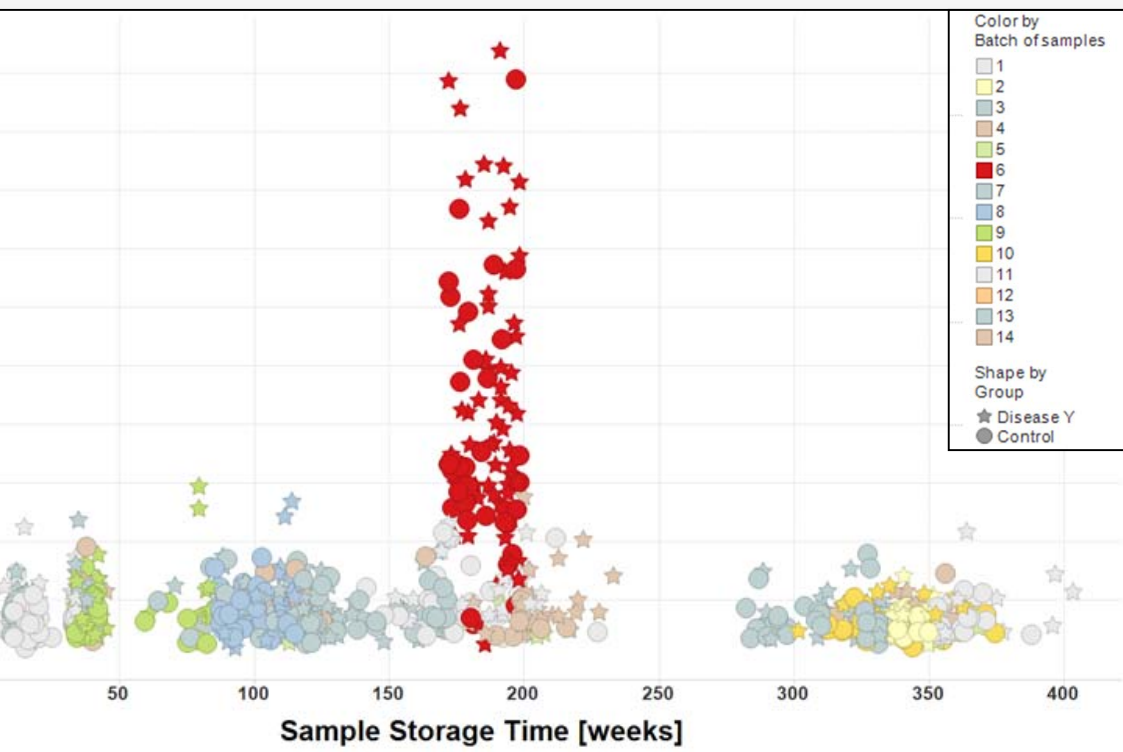
Shape by
Sample Group

- Control
- Disease X
- Project pool
- SOP conform plasma, Median \pm SD

Horizontal Line:
Estimated cut off indicating oxidation

Sample of a Quality Issue: Batch-to-Batch Variability

marker identification study (human plasma samples from a biobank)



- Human plasma samples stored in a biobank were thawed, split into aliquots and sent in batches to metanomics GmbH
- A quality marker is increased in a single batch (#6) of samples
- Independent of disease and storage time

Metabolomics Health: Because Quality Matters Initiative

Quality Assurance (QA) Service: standardization of pre-analytical processing steps, addressing key confounders for metabolomics research

→ **SOP guidance, sample repository quality assessment, consulting**

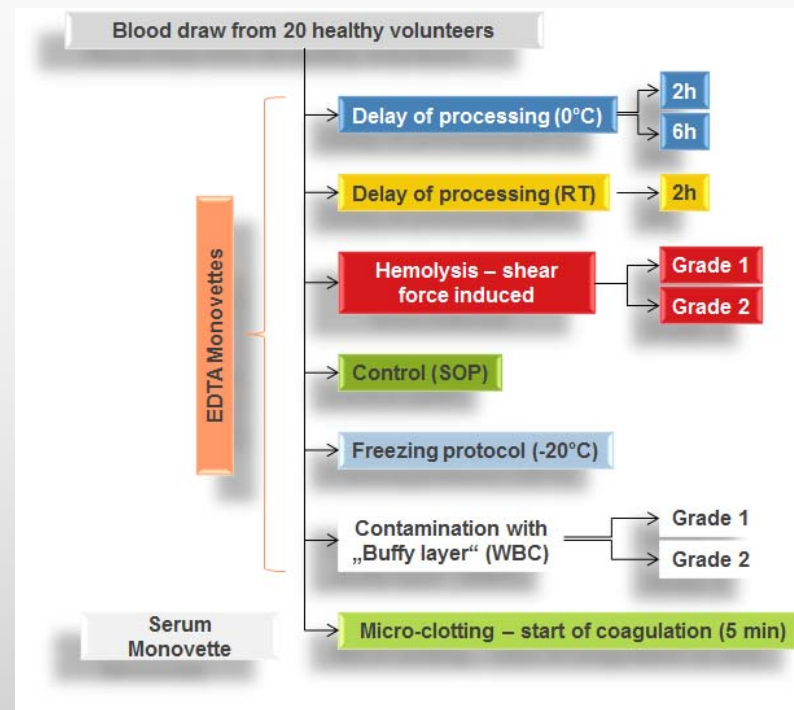
Quality Control (QC) Service: effectively assess the quality of biobank samples, e.g. pre-testing for quality markers or multivariate identification and exclusion of outliers

→ **QC biomarkers, sample quality report, outlier elimination**

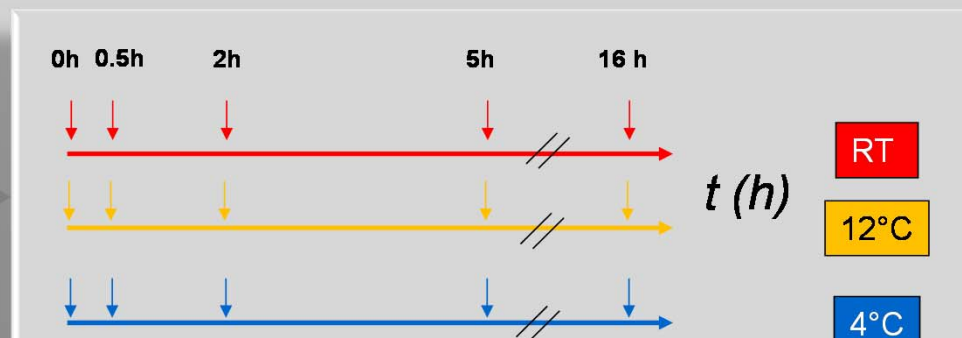


Designs of Framework Studies – Quality Markers

Experimental designs analyzing
 the effect of pre-analytical variables
 on the plasma metabolome
 Blood processing
 Plasma processing
 Metabolomics analysis
 xP™ Broad Profiling
 xP™ Catecholamines
 xP™ Eicosanoids
 xP™ Lipids (sphingoid fraction)



Human plasma
(EDTA, pooled)



Results: Percentage of Metabolome Changes

Clinical Chemistry 60:2
000–000 (2014)

Other Areas of Clinical Chemistry

Quality Markers Addressing Preanalytical Variations of Blood and Plasma Processing Identified by Broad and Targeted Metabolite Profiling

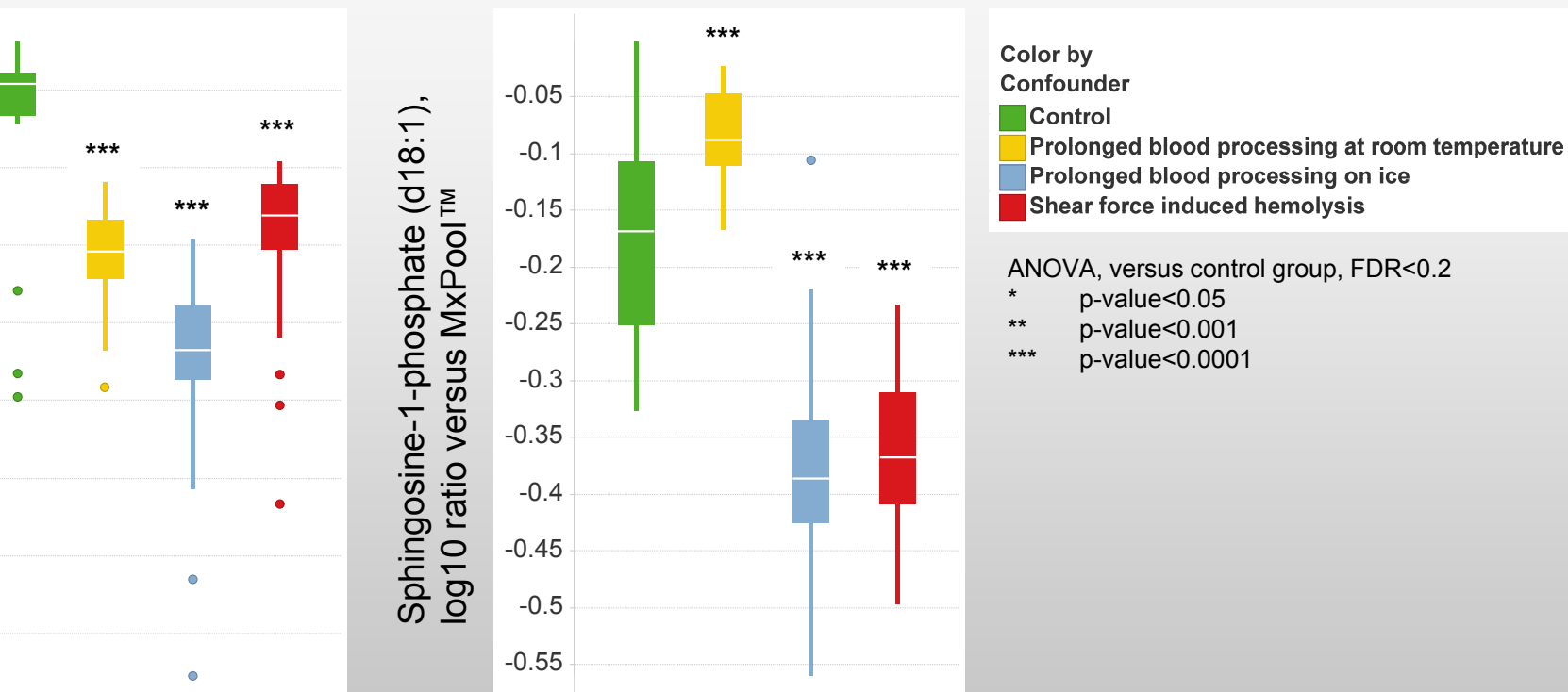
Beate Kamlage,^{1*} Sandra González Maldonado,¹ Bianca Bethan,¹ Erik Peter,¹ Oliver Schmitz,¹
Volker Liebenberg,² and Philipp Schatz²

Table 1. Number and percentage of statistically significant metabolite changes after applying defined preanalytical confounders out of 267 metabolites for the blood and 262 metabolites for the plasma processing experiment.^a

Material	Preanalytical variable applied	Significantly changed metabolites (increase/decrease) ^b	
		Number	Percent change
Blood	Microclotting	31 (3/28)	12 (1/10) ^c
	Room temperature, 2 h	59 (27/32)	22 (10/12)
	Wet ice, 2 h	44 (12/32)	16 (4/12)
	Wet ice, 6 h	46 (17/29)	17 (6/11)
	Hemolysis, grade 1	47 (15/32)	18 (6/12)
	Hemolysis, grade 2	81 (50/31)	30 (19/12) ^c
	Contamination with buffy layer, grade 1	0 (0/0)	0 (0/0)
	Contamination with buffy layer, grade 2	8 (8/0)	3 (3/0)
EDTA plasma	4 °C, 0.5 h	0 (0/0)	0 (0/0)
	4 °C, 2 h	7 (7/0)	3 (3/0)
	4 °C, 5 h	16 (12/4)	6 (5/2) ^c
	4 °C, 16 h	30 (24/6)	11 (9/2)
	12 °C, 0.5 h	1 (1/0)	0 (0/0)
	12 °C, 2 h	7 (7/0)	3 (3/0)
	12 °C, 5 h	14 (11/3)	5 (4/1)
	12 °C, 16 h	37 (29/8)	14 (11/3)
	Room temperature, 0.5 h	4 (4/0)	2 (2/0)
	Room temperature, 2 h	28 (25/3)	11 (10/1)
	Room temperature, 5 h	47 (27/20)	18 (10/8)
	Room temperature, 16 h	61 (41/20)	23 (16/8) ^c

Results: Examples of Blood Processing

Adrenalin and sphingosine-1-phosphate levels in plasma are influenced by pre-analytical blood processing

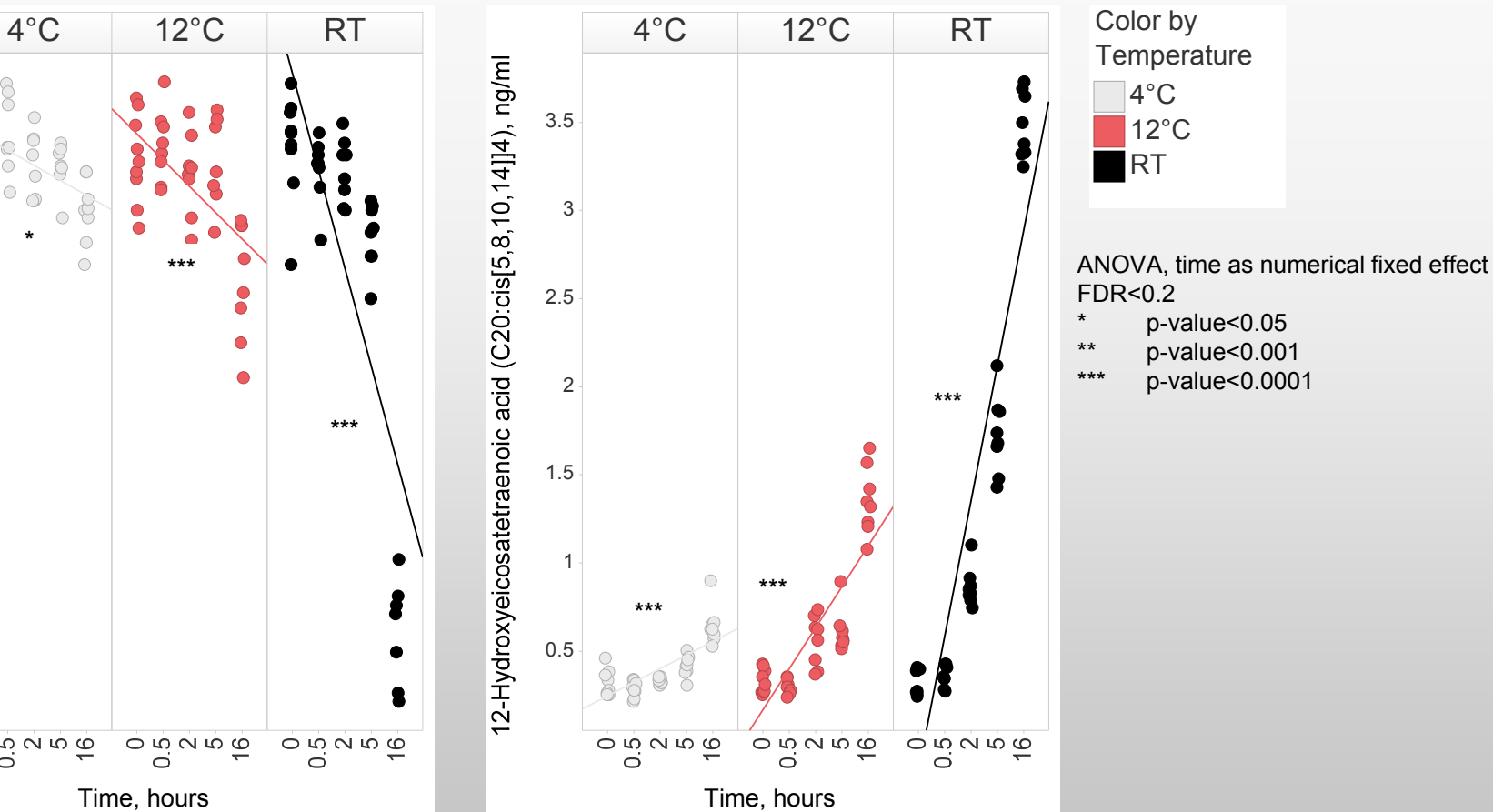


Adrenalin concentration in plasma is dependent on pre-analytics [Brand and Anderson, 2011, Clin Chem 57:10, 1376-86]

Special regard to platelet metabolism

Sphingosine-1-phosphate changes are probably related to platelet metabolism [Hammad et al. 2010, J Lipid Res 51:10, 2010]

Results: Examples of Plasma Processing



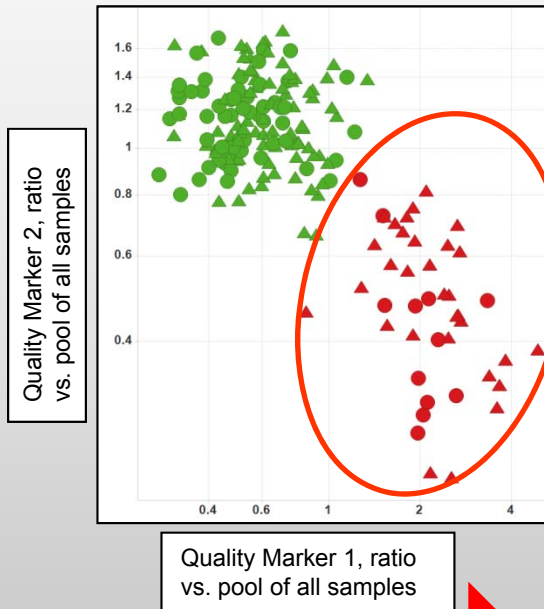
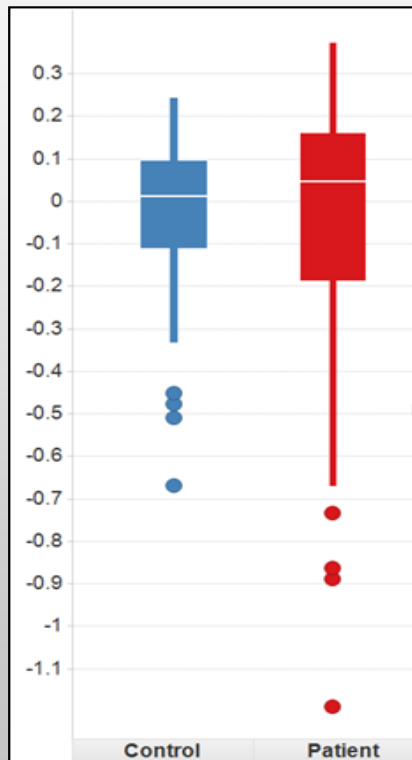
of plasma processing on the metabolome is different from that of blood processing
 ical-oxidative processes and remaining enzyme activities in plasma change the plasma
 olome

Benefit of Quality Control

marker identification study (human serum samples from an academic partner)

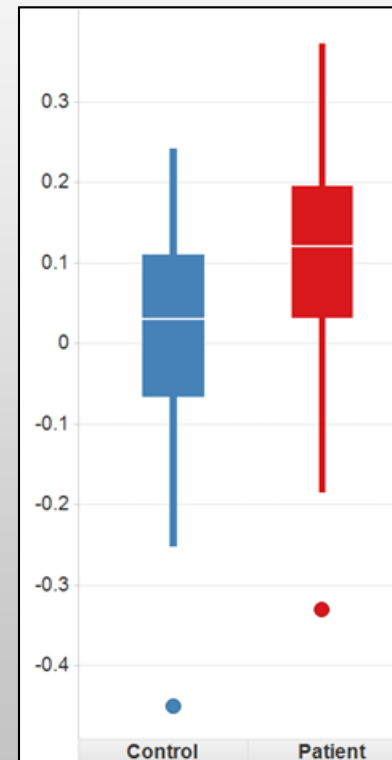
all samples
p-value: **0.68**

w/o samples of poor quality
p-value: **0.00073**



Quality Marker based data cut

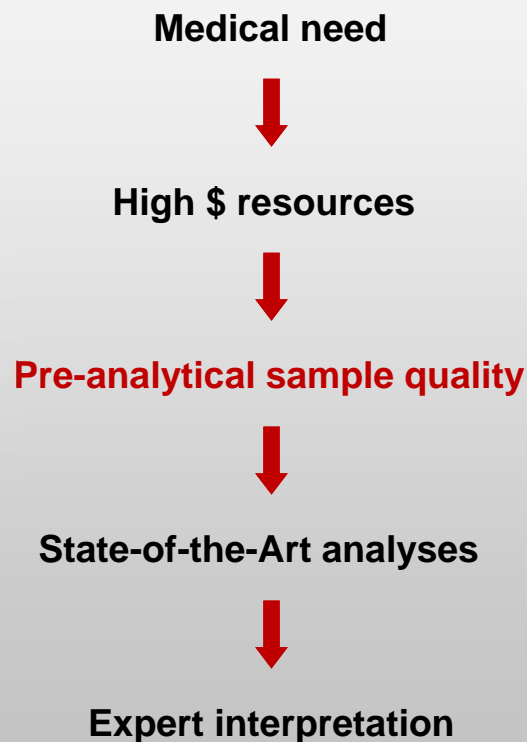
Biomarker candidate , log10 ratio versus pool of all samples



MxP™ QC Assay Developed by Metanomics Health GmbH¹³

Quality Control of Clinical Trial and Biobank Samples

Clinical trial



- Biomedical research demands high-quality samples (QA, QC)
- Pre-analytical processes impact plasma sample quality
- MxP™ quality control assay currently developed by Metanomics Health GmbH
 - Checks sample type (EDTA -, citrate-, heparin-plasma; serum)
 - Controls for blood processing
 - Controls for plasma processing, storage and shipping
- Clinical use cases
 - Monitoring clinical sample quality
 - Selection of high quality samples from biobanks

Sincere thanks to



- Our academic and clinical partners
- Our pharma and nutrition partners
- Our dedicated and enthusiastic staff at Metanomics Health and metanomics



Headquarters:

Metanomics Health GmbH
Tegeler Weg 33
10589 Berlin
Germany
Phone: +49 30 3480 7400

US Offices:

BASF Corporation
100 Park Avenue
Florham Park, NJ 07932, USA
Dr. Hajo Schiewe, Senior Manager North America
Email: hajo.schiewe@basf.com
Phone: +1 612 605 7971





The Chemical Company